










# Eden Class Home Learning Tasks

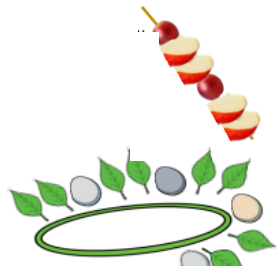
Email will be the only form of two-way communication at the moment. If you have any urgent queries please contact your child's teacher during school hours (8.45-3.10 Mon-Fri) [ahayes@nanpean.cornwall.sch.uk](mailto:ahayes@nanpean.cornwall.sch.uk) and they will respond to you as soon as they can. If your class teacher is unavailable, they will have an automated response to your email and you will then be able to contact Mr Nicholls or Miss Morton instead: [head@nanpean.cornwall.sch.uk](mailto:head@nanpean.cornwall.sch.uk) and [cmorton@nanpean.cornwall.sch.uk](mailto:cmorton@nanpean.cornwall.sch.uk)

Our topic for this half term is 'Fabulous Fairy Tales.' The next story we will be exploring is 'Goldilocks and the Three Bears.' The following challenges have been designed to be as practical as possible using resources you may already have in your home. Please upload a picture or video to Tapestry as you complete each task.

| <b>Communication and Language</b>                                                                                                                                                                                                                                                                                                                     | <b>Physical Development</b>                                                                                                                                                                                             | <b>Personal, Social and Emotional Development</b>                                                                                                                                                                                                                                                                                                 | <b>Reading</b>                                                                                                                                                                                                                 |
|-------------------------------------------------------------------------------------------------------------------------------------------------------------------------------------------------------------------------------------------------------------------------------------------------------------------------------------------------------|-------------------------------------------------------------------------------------------------------------------------------------------------------------------------------------------------------------------------|---------------------------------------------------------------------------------------------------------------------------------------------------------------------------------------------------------------------------------------------------------------------------------------------------------------------------------------------------|--------------------------------------------------------------------------------------------------------------------------------------------------------------------------------------------------------------------------------|
| <p>Listen to the story of 'Goldilocks and the Three Bears'. Can you retell the story using a different voice for each of the characters?</p> <p><a href="https://www.twinkl.co.uk/resource/tt-5321-goldilocks-and-the-three-bears-story-powerpoint">https://www.twinkl.co.uk/resource/tt-5321-goldilocks-and-the-three-bears-story-powerpoint</a></p> | <p>Have fun trying some yoga!</p>                                                                                                     | <p>Goldilocks and the Three Bears love eating porridge! Try making some porridge with a grown-up. Try different toppings such as jam, fruit and honey. Talk about your favourite</p>                                                                                                                                                              | <p>Listen to your child read using the free books on Oxford Owl!</p>                                                                        |
| <p>Hide some toy bears or bear pictures around your garden or house and encourage your child to describe where they are hiding.</p>                                                                                                                                                                                                                   | <p>Work on those fine motor skills by doing some Dough Disco! Watch live every day at 9.30am or catch up on the videos anytime!</p>  | <p>Discuss the choices and actions of the characters. For example, Goldilocks went into a stranger's house. Was that a good idea? Why not? Should she have gone into someone's house without their permission? Talk about the importance of saying sorry. Discuss how the bears felt/reacted to what Goldilocks did. Why? How would you feel?</p> | <p>Try to access Ruth Miskin Training on YouTube to take part in an online phonics lesson (Set 1 and Set 2 Sounds) The films are only available at the following times:<br/>Set 1 Sounds at 9.30<br/>Set 2 Sounds at 10.00</p> |

| Mathematics                                                                                                                                                                                                                                   | The World                                                                                                                                                                                                                                                                                                                                  | Creative                                                                                                                                              | Literacy                                                                                                                                                                                                                                                                                                                                                                                                                                                                                                                                                                              |
|-----------------------------------------------------------------------------------------------------------------------------------------------------------------------------------------------------------------------------------------------|--------------------------------------------------------------------------------------------------------------------------------------------------------------------------------------------------------------------------------------------------------------------------------------------------------------------------------------------|-------------------------------------------------------------------------------------------------------------------------------------------------------|---------------------------------------------------------------------------------------------------------------------------------------------------------------------------------------------------------------------------------------------------------------------------------------------------------------------------------------------------------------------------------------------------------------------------------------------------------------------------------------------------------------------------------------------------------------------------------------|
| <p>Use the daily maths activities based on story books from White Rose Hub!</p>                                                                              | <p>Make some playdough and have a dough disco (see link above)</p>                                                                                                                                                                                                                                                                         | <p>Baby Bear loves to sleep in bed with his favourite teddy bear. Do you have a favourite teddy bear? Draw or paint a picture of your teddy bear.</p> | <p>Draw a picture of the Three Bears. Can you write the Bears' names? Listen carefully to the letter sounds you can hear in their names and write them down.</p>                                                                                                                                                                                                                                                                                                                                                                                                                      |
| <p>Begin to learn teen numbers using the Numberblocks episodes on</p>  <p>Begin to count that number of objects from things around your house or garden.</p> | <p>Explore a woodland habitat on the following link. If possible, visit some woods on your daily walk. Talk about the things you see on you walk. Maybe you could take some photos.</p> <p><a href="https://www.bbc.co.uk/bitesize/topics/zx882hv/articles/zc42xnb">https://www.bbc.co.uk/bitesize/topics/zx882hv/articles/zc42xnb</a></p> | <p>Mix together soil and water to make brown mud paint to paint a bear.</p>                                                                           | <p>Use your action words to write a sentence to describe Goldilocks and the Three Bears. E.g She is sad. He is big.</p>                                                                                                                                                                                                                                                                                                                                                                                                                                                               |
| <p>Roll out a strip of playdough and press items into the dough to make a pattern</p>                                                                        | <p>Use books or the Internet to find out a fact about real bears.</p>                                                                                                                                                                                                                                                                      |  <p>Can you make a natural paintbrush using sticks and leaves?</p> |  <p><b>TIP..</b><br/>*if the sap starts to dry whilst writing, simply snip a little further up the stem*</p> <p>Northern Ireland Forest School Association</p> <p><b>Dandelion Ink</b><br/>The sap of a Dandelion is white but when you write with it, it is invisible, then watch the magic as it dries. Can you write a message? Try it on different coloured paper and see if there is a difference?</p>  |

Make repeating patterns in a variety of ways. This could be with food, leaves, toys etc.



Supporting websites:

[www.phonicsplay.co.uk](http://www.phonicsplay.co.uk)

<https://topmarks.co.uk>

<https://www.purplemash.com/sch/nanpean> A copy of your child's login details were sent in their home learning book.

[https://www.youtube.com/channel/UCo7fbLgY2oA\\_cFCIg9GdxtQ](https://www.youtube.com/channel/UCo7fbLgY2oA_cFCIg9GdxtQ) for Read, Write Inc lessons.

<https://whiterosemaths.com/homelearning/early-years/> for online Maths lessons.

To access free resources on Twinkl, go to <https://www.twinkl.co.uk/offer> and use the code CVDTWINKLHELPS

# Playdough Recipe

Add 2 cups of flour to a bowl.



Add 2 tablespoons of oil.



Pour in half a cup of salt.



Add 2 tablespoons of cream of tartar.  
(available from Aldi or Lidl in big pots with the cooking ingredients) You can skip this step if you don't have any. The playdough lasts longer with it.



Ask an adult to pour 1 and a half cups of boiling water in.



Add a couple of drops of food colouring.



Make sure it is not too hot before mixing the dough with your hands.



Roll your dough into a smooth ball.

