

Year 1 Home Learning Tasks

If you have any urgent queries please contact your child's teacher during school hours (8.45-3.10 Mon-Fri) on Class Dojo if you have access or otherwise mbarritt@nanpean.cornwall.sch.uk and they will respond to you as soon as they can. If your class teacher is unavailable, they will have an automated response to your email and you will then be able to contact Mr Nicholls or Miss Morton instead: head@nanpean.cornwall.sch.uk and cmorton@nanpean.cornwall.sch.uk

Our topic in Hendra class for the Summer term is:



Hello again Hendra Class! A few technological issues at home have stopped me seeing all of your Dojo posts this week- I am looking forward to that being resolved very soon so that I can see what wonderful work you have done on our topic! Please consider the following activities as a 'menu' of tasks to choose from. I have added ongoing Maths and English tasks to the bottom of the list.

The other tasks don't need to be done in any specific order and there is of course flexibility in how they are completed or presented. If you need any support with any of the tasks please don't hesitate to get in touch via Class Dojo.

Science Projects



Have a go at one of these animal-based science projects. Some of them will involve researching online or in a book, some of them might involve studying your own pet!

What baits work best for catching fish?

Research the social interaction between insects such as ants.

What substances keep various insects away?

Follow the life cycle of a frog.

Study behavioural differences between different breeds of dogs.

Do dogs have a preference when eating from different coloured bowls?

Follow the sleep patterns of various animals.

How closely is the weight of an animal related to how much food it eats?

Are mosquitoes more attracted to certain types of people?

Do dogs favour their left or right paws?

How many different insect species can you find on your property?

Research how animals that live in cold places survive.

What led to the extinction of dinosaurs?

Study the social and family lives of spiders.

Do goldfish live longer in a tank or in the wild?

Why do bright lights attract insects?

How good is a cat's memory?

Monitor the social interactions between groups of animals.

Do dogs take on characteristics of their owners?

What kind of thing can you teach animals?

Do insect killers really kill the insects they say they do?

What makes a spider web sticky?

P.E

Have a go at some of the fun 'Animal Exercises' on this website! If you try them make sure to take a photo and share with us on Class Dojo! <https://www.asphaltgreen.org/blog/animal-exercises-to-boost-kids-fitness-indoors>



MATHS

Have a look at the daily lessons for week beginning 22.6. for the first of this two week plan and then week beginning 29.6 for the second.

The video lessons are still available but the worksheets no longer are. Use the video lessons and then these corresponding activities to complement them:

Week 1:

Lesson 1- Counting to 100. Visit Snappy Maths and have a go at the counting to 100 games found here:

(<http://www.snappymaths.com/year1/y1number/y1number1.htm>) Time for a new song! Have a go at learning this song on YouTube- <https://www.youtube.com/watch?v=0TgLfE3PMQc> Can you sing it without the video? Perhaps you could make up your own dance moves to go with it?

Lesson 2- This website has lots of different practical activities and games that involve partitioning. Pick some and have a go. Remember to share what you got up to! <https://www.backtofrontmaths.com.au/articles/content-teaching-tips/15-partitioning-games-kids-teachers-love>

Lesson 3- Before you watch today's White Rose video sing through our comparing numbers song a couple of times. <https://www.youtube.com/watch?v=-Ldz0POzBoU> Pick a number between 10 and 30 and draw that number of fish in a river. Pick a different number between 10 and 30 and draw that number of swimmers in the river. To help us remember greater than and less than we use the symbols $<$ and $>$ which resembles a crocodile. We say that the crocodile always eats the largest number! Will the crocodile in the your river eat the fish.....or the swimmers!?! Draw the crocodile in the river having his lunch! Don't make it too scary!

Lesson 4

Watch the day 4 video on White Rose and then: Play this with a family member- Each draw two squares adjacent to each other on a piece of paper. Roll a dice or use this interactive one here (<https://www.online-stopwatch.com/chance-games/roll-a-dice/>) Write the digit in the square on the left or the square on the right. Roll again. Write this digit in the other square. Who made the highest number? They win! Play again- think carefully about where to put your digits. Try changing the rules- Who can make the smallest number? Who can make the number nearest to 100? What is the highest number you could make? Why? And the smallest? Let me know!

Lesson 5:

Have a go at the White Rose challenge!

Week 2:

Lesson 1- Have a go at the ordering numbers worksheet attached.

Lesson 2- Song day again! (sorry parents). <https://www.youtube.com/watch?v=dFzAU3u06Ps>

Can you sing it without the video? Perhaps you could make up your own dance moves to go with it?

Lesson 3- Have a go at this NRICH problem <https://nrich.maths.org/223>

Lesson 4-

Have a go at this NRICH problem <https://nrich.maths.org/142>

Ongoing list of maths tasks:

<https://nrich.maths.org/7789>

<https://nrich.maths.org/136>

<https://nrich.maths.org/182>

<https://nrich.maths.org/10092>

<https://nrich.maths.org/2360>

Continue some daily practise using our maths songs.

Number pairs to 10 using this song- https://www.youtube.com/watch?v=jZi-6_-Uhwc

Number pairs to 20 using this song- <https://www.youtube.com/watch?v=h6udqW6VhWg>

Counting by 10s using this song- <https://youtu.be/Ftati8iGQcs>

Greater than > Less than < - www.youtube.com/watch?v=-Ldz0POzBoU

Counting by 2s- <https://www.youtube.com/watch?v=GvTcpfSnOMQ>

There are also maths lessons added each day to BBC Bitesize-

<https://www.bbc.co.uk/bitesize/tags/zjpqqp3/year-1-and-p2-lessons/1>

English

Week 1

Last time we had a go at writing a version of our own Slinky Malinki story! This week I would like you to have a go at writing your own animal stories. You can write the story about anything that you like, but it must contain an animal. Your story can be written and include illustrations, take the form of a comic book, pictures and captions- whatever you think will work best. You need to try and work on it each day this week. Remember the steps we took with our Slinky Malinki story- design and name a character, design a setting and then think about what will happen. You could use story books that you love at home and borrow the story idea or you could try another version of Slinky Malinki! Please do share your stories with me.

Week 2

This week we are going to focus on grammar, punctuation and spelling. I would like you to use the BBC Bitesize website for this- <https://www.bbc.co.uk/bitesize/subjects/zgkw2hv>

There are different activities and lessons added each day. The link I have provided should take you to a page with learning activities for GPS. Try a couple each day this week. There are also some punctuating sentence activities to try attached to this document.

READING

There are daily Read Write Inc phonics lessons on the Ruth Miskin Training YouTube channel.-

https://www.youtube.com/channel/UCo7fbLgY2oA_cFCIg9GdxtQ

BBC Bitesize has launched a whole range of daily lessons for year 1. There are some with a reading focus such as this one- <https://www.bbc.co.uk/bitesize/articles/zrtjqp3>

Depending on your child's reading level they may need support with the some of the questions but that's fine.

Keep using the online games suggested last time to help your child stay up to date with their RWI sounds.

Some more games can be found here: <https://www.topmarks.co.uk/english-games/3-5-years/letters-and-sounds>

The age ranges are very loosely set so move around them to find games your child can access.

The children may now have exhausted their RWI books but remember, home reading can take many forms. Refer to reading records for some ideas of other types of reading activity you can undertake with your child.

As our topic will be animal-based, use the link to share as many stories featuring animals as you have at home- or search YouTube for some. Does your child have a favourite story about their favourite animal? Ask your child with your support to let me know their favourite animal story via Class Dojo.

Here are some YouTube suggestions:

www.youtube.com/watch?v=ltjkKrsfsqo

www.youtube.com/watch?v=kUayOnHldvQ

www.youtube.com/watch?v=UywwEnHKTMXk

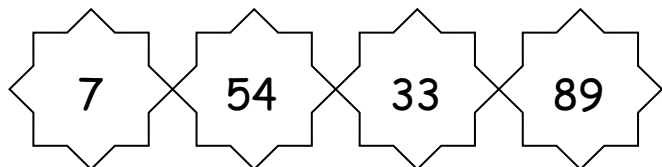
www.youtube.com/watch?v=65qZONllmIM

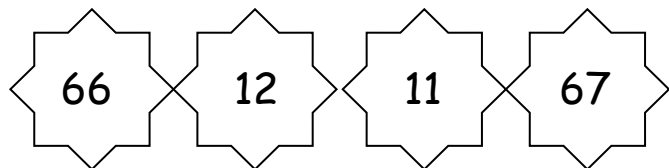
Ordering Numbers

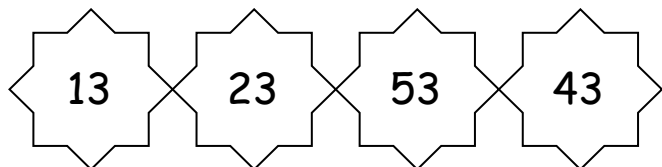
Put the numbers inside the stars in order from the **smallest** to the **largest**.

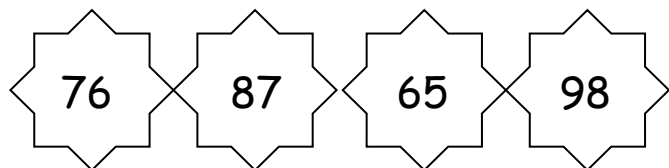
72	14	48	29	_____
34	26	49	17	_____
97	99	96	98	_____
41	88	63	8	_____
15	6	81	54	_____

Put the numbers inside the stars in order from the **largest** to the **smallest**.









Capital letters and full stops

Read through each sentence. On this sheet correct the punctuation mistakes with a coloured pencil. Then copy these sentence into your books. Remember to add in the capital letters and full stops.

1. i saw a giraffe at the zoo it was as tall as a house
2. after tea I went to the park my friend peter was there
3. we went to blackpool on holiday it rained heavily all week
4. the power cut lasted for six hours we had to use candles to see
5. my nan is a very good cook her cakes are delicious
6. i live at number forty nine it is the house with the dark blue gate

Punctuating Simple Sentences

Add full stops and capital letters to these sentences.

1. sarah played on the swings

2. paul went to the shop to buy an apple

3. we went to the zoo last week and it rained

4. my sister is two years younger than me

5. I had fun in the holidays when I went to play at my friends house

6. my brother is older than me and he teaches me new games

7. tim likes to eat cauliflower cheese for tea

8. my favourite food is fruit salad

9. fred likes the swings at the park more than anything else

10. holly went to her grandma's for a lovely Sunday lunch

Now chose some words from the list below and write your own sentences. 1 sentence for each word.

cars

lollipops

boots

puppies

pizza

1.

2.

3.

4.

5.
