



Nanpean Primary School

Year 3 / 4: Melbur Class

Autumn Overview 2023-2024

	<p>Local Links:</p> <ul style="list-style-type: none"> Clay mining: rocks
	<p>Aspirations:</p> <ul style="list-style-type: none"> Modern clay mining IMERYS
	<p>Trips/Real-life Experiences:</p> <ul style="list-style-type: none"> Wheal Martyn Clay Works
	<p>Showcase Week:</p> <ul style="list-style-type: none"> Presenting our wonderful world (linked to RE)

Reading Novel Study:





Autumn 1:

The Great Kapok Tree by Lynne Cherry

Poetry: An Emotional Menagerie




Reading for Pleasure: My Name is River, Greta and the Giants, Rainforest Warrior




Black History Month:

Little People, Big Dreams: Nelson





Autumn 2:

The Secret Diary of Kitty Cask by Philip Ardagh



Reading for Pleasure: The Puffin Keeper, Pebble in My Pocket

Anti-bullying Week: The Big Umbrella



Writing:

Text Types:

- Non-Chronological Reports: Rainforest Creatures
- Recount Diary: Kitty Cask
- Instructions: How to be a Smuggler
- Grammar and Spelling Review



Place Value of Punctuation and Grammar:

- Lesson 1: Common and proper nouns
- Lesson 2: Collective / partitive nouns
- Lesson 3: Collective / partitive nouns
- Lesson 4: Nouns review
- Lesson 5: Being verbs and 'to have'
- Lesson 6: Regular action verbs and verb phrases
- Lesson 7: Regular action verbs (doubling the consonant) and verb phrases
- Lesson 8: Irregular action verbs and verb phrases
- Lesson 9: Verbs review
- Lesson 10: What is a subject?
- Lesson 11 & 12: Stage 1 – Building single-clause sentences
- Lesson 13 & 14: Stage 2 – Building single-clause sentences
- Lesson 15 & 16: Stage 3 – Building single-clause sentences
- Lesson 17 & 18: Application
- Lesson 19: Coordinating conjunctions to join clauses
- Lesson 20: Coordinating conjunctions to join clauses and compound subject



Nanpean Community Primary School

Nurturing Children's Passion to Succeed

Writing:

Spelling:

- Year 3 / 4 common exception words
- Unit 1: Words where 'ou' makes an ow sound
- Unit 2: Words where 'ou' makes an u sound
- Unit 3: Words where 'y' makes an i sound
- Unit 4: Words ending in -sure

Handwriting:

- Letter formation

Science:

Animals including Humans

- Lesson 1: How does our skeleton help us?
- Lesson 2: Do our bones affect what we can do?
- Lesson 3: What do our muscles do?
- Lesson 4: Do all animals have the same skeleton?
- Lesson 5: What types of nutrition do we need?

Rocks

- Lesson 1: What are rocks?
- Lesson 2: Are all rocks the same?
- Lesson 3: How are rocks formed?
- Lesson 4: Which rocks make up the Earth?
- Lesson 5: What are soils?
- Lesson 6: Fossils



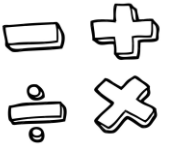
Maths:

Number: Place Value:

- Represent numbers to 100 & 1,000
- Partition numbers to 100 & 1,000
- Number line to 100
- Hundreds
- Represent numbers to 1,000
- Partition numbers to 1,000
- Flexible partitioning of numbers to 1,000
- Hundreds, tens and ones
- Find 1, 10 or 100 more or less
- Number line to 1,000
- Estimate on a number line to 1,000
- Compare numbers to 1,000
- Order numbers to 1,000
- Count in 50s

Number: Addition and Subtraction:

- Apply number bonds within 10
- Add and subtract 1s, 10s, 100s (and 1,000s)
- Spot the pattern
- Add and subtract 1s across a 10
- Add and subtract 10s across a 100
- Make connections
- Add and subtract two numbers no exchange (up to 4-digits)
- Add and subtract across a 10 and across a 100
- Add 2-digit and 3-digit numbers (and 4-digits)
- Subtract a 2-digit number from a 3-digit number (and 4-digits)
- Complements to 100



- Estimate answers and inverse operation
- Making decisions (checking strategies)

Number: Multiplication and division:

- Multiplication – equal groups
- Use arrays
- Multiples of 2
- Multiples of 5 and 10
- Sharing and grouping
- Multiply by 3
- Divide by 3
- The 3 times table
- Multiply by 4
- Divide by 4
- The 4 times-table
- Multiply by 8
- Divide by 8
- The 8 times-table
- The 2, 4 and 8 times-tables

Number: Area

- What is area?
- Count squares
- Make shapes
- Compare areas

PE:

Netball

- To perform accurate chest passes
- To catch a netball
- To use a bounce pass
- To throw for distance using a shoulder pass
- To collect a loose ball

Foundations

- To choose own pace when exercising
- To show static and dynamic balances
- To name some core muscles
- To use power and determination to jump higher
- To show a range of motion through different stretches
- To demonstrate skills for difficult throwing and catching

Gym 1

- To show full extension during a balance
- To move in and out of contrasting shapes with fluency
- To perform a sequence using different types of rolls
- To perform powerful jumps from low apparatus
- To perform in unison with a partner
- To create a group performance using contrasting actions.

Badminton

- To use hard and soft hits
- To explore different types of hits are needed to reach different areas of the court
- To move to return the shuttle from different areas of the court
- To rally with a partner over a net
- To serve forehand
- To play within the boundaries of the court



PSHE:

School Rules

- To understand and agree to school behaviour agreement
- To explore Protective Behaviours and how they keep us all safe.

Positive Friendship

- To find simple strategies to resolve arguments between friends positively.
- To know how to ask for help if a friendship is making them feel unhappy.
- To know that bodies and feelings can be hurt by words and actions; that people can say hurtful things online.

Understanding Peer Pressure

- To understand how people may feel if they experience hurtful behaviour or bullying.
- To know that hurtful behaviour (offline and online) including teasing, name-calling, bullying and deliberately excluding others is not acceptable; how to report bullying; the importance of telling a trusted adult.
- To know what is kind & unkind behaviour, and how this can affect others.

Fairtrade: Working Together

- To know the principles behind Fairtrade fortnight. To understand how people and other living things have different needs and about the responsibilities of caring for them.

Anger, Fear and Mindfulness

- To consider a more varied vocabulary to use when talking about feelings and know how to express feelings in different ways.

- To develop strategies to respond to feelings, including intense or conflicting feelings.
- To know how to manage and respond to feelings appropriately and proportionately in different situations.
- To recognise warning signs about mental health and wellbeing and how to seek support for themselves and others.

Who can we Trust?

- To know who we can trust.
- Why it is important to trust someone.

British Values: Democracy and Law

- To know what democracy is
- Show how young people can become involved with decision-making processes and campaigning positively for change
- To equip young people with an understanding of the rule of law and the reasons why laws are needed
- To introduce the concept of rights and personal responsibility
- To explore rights and responsibilities in the classroom

British Values: Culture and Liberty

- To have opportunities to understand what individual liberty is – to think about the freedom to choose!
- to appreciate and respect our own culture and the cultures of other people

Autism: Different not less

- Imagine you had a pair of glasses that, when you put them on, they helped you to understand something from a different person's view.

The Art of Failure

- To know what failure is
- To know why failure is important
- To know about how failure can help us.



Computing:

Computing Systems and Networks: Collaborative learning

- Lesson 1: Teamwork
- Lesson 2: Sharing a document
- Lesson 3: Slide presentations
- Lesson 4: Google forms
- Lesson 5: Shared spreadsheets



Programming 1: Further coding with Scratch

- Lesson 1: Scratch reminder
- Lesson 2: Identifying what code does
- Lesson 3: Introduction to variables
- Lesson 4: Making a variable
- Lesson 5: Time tables project

French:

Family and Friends

- Lesson 1: to use common names for family members
- Lesson 2: to say names of animals (pets)
- Lesson 3: to say the alphabet in French
- Lesson 4: to introduce others in French
- Lesson 5: to spell using French
- Lesson 6: to name rooms in a house



RE:

What do Christians learn from the creation story?

- Lesson 1: What is wonderful about the world? How does it link to the creation story?
- Lesson 2: What went wrong in the story? (The Fall)
- Lesson 3 & 4: Learning from Adam and Eve - How do people now try to look after the world?
- Lesson 5: How do people who aren't Christians look after the world?



What is the 'trinity' and why is it important for Christians?

- Lesson 1: The baptism of Jesus – Matthew 3:3-17. Why is water used in Christian baptism?
- Lesson 2: How do painters show God? Exploring Verrocchio and Daniel Bonnell.
- Lesson 3: Baby Baptism Celebrations – designing a prayer
- Lesson 4: Comparing baby and adult baptism celebrations
- Lesson 5 & 6: What is The Trinity and why is it important to Christians?

Geography:

The United Kingdom

- Lesson 1: What are the countries and regions of the UK?
- Lesson 2: What are the countries of the UK?
- Lesson 3: What are the human features of the UK?
- Lesson 4: What are the physical features of the UK?
- Lesson 5: How can I use compasses, keys and symbols to read a map?



Music:

Autumn 1: Writing Music Down Autumn 2: More Musical Styles

Each unit is made up of the following activities:

- Baseline Quiz (Unit 1 in each year only)
- Activity 1: Musicianship Options:
 - 1a. Understanding Music
 - 1b. Improvise Together
- Activity 2: Listen and Respond
- Activity 3: Learn to Sing the Song
- Activity 4: Play your Instruments with the Song
- Activity 5: Composing and Improvising
 - (KS2 composition options include; Compose with the Song, Create a Graphic Score, Compose with a Theme, Music Notepad and Quickbeats)
- Activity 6: Perform the Song
- End of Unit/Year Quiz



Design Technology:

Digital World: Wearable Technology

- Lesson 1: Evaluating wearable technology
- Lesson 2: Light-up wearables
- Lesson 3: Programming wearable technology
- Lesson 4: Product concept
- Lesson 5: Point of sale displays
- Lesson 6: Focus groups

